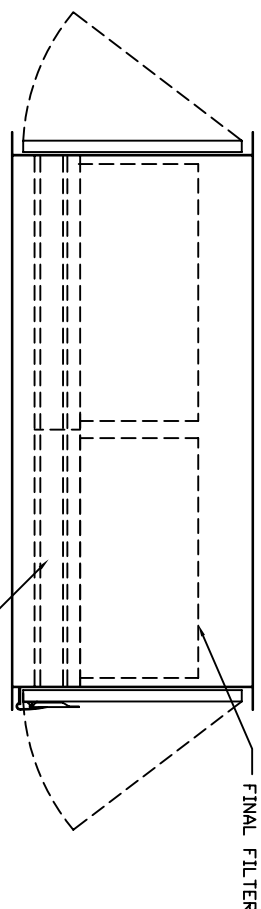


4

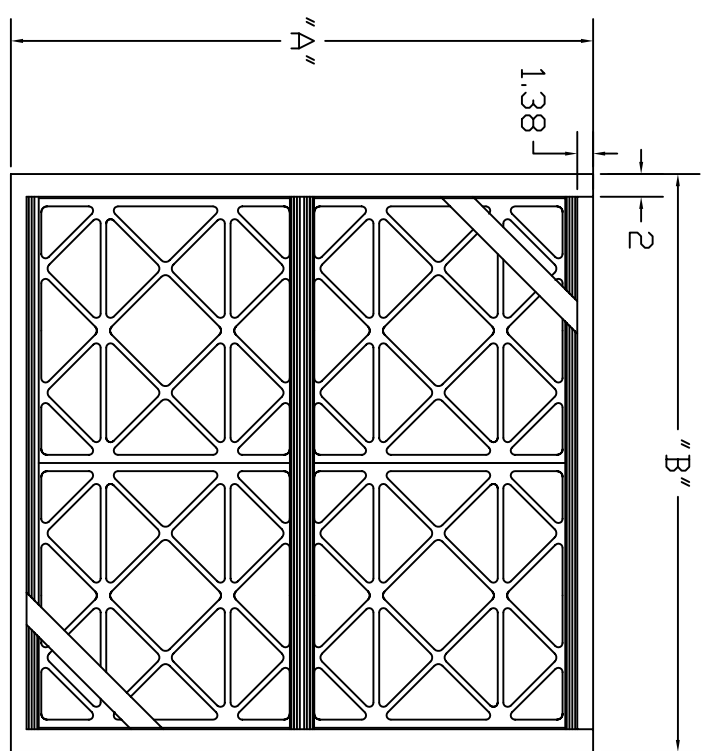
3

2

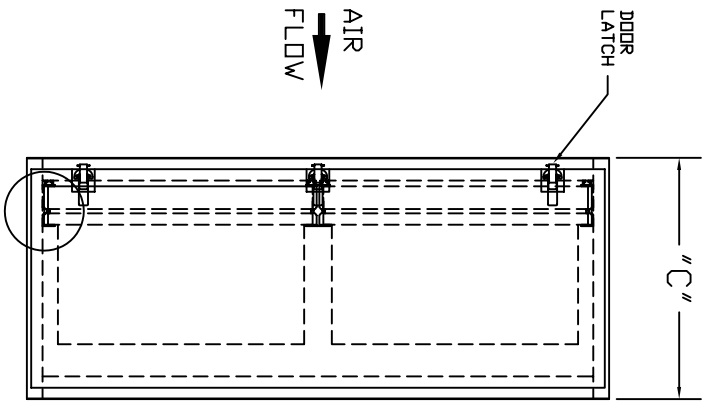
1



TOP VIEW



UPSTREAM VIEW



DOOR VIEW

SPECIFICATIONS

1. CONSTRUCTION: HOUSING SHALL BE 16 GAUGE GALVANIZED SHEET METAL. PANELS AND POST SHALL BE PERMANENTLY FASTENED TO MAINTAIN TOLERANCES. THERE SHALL BE A 1 3/8" FLANGE AROUND THE AIR ENTERING AND LEAVING SIDE TO ACCOMMODATE CONNECTION TO DUCTWORK AND AIR HANDLING EQUIPMENT. NO HOLES SHALL BE DRILLED OR PUNCHED TO ASSURE LEAK-FREE FILED INSTALLATION.
2. DOORS: SHALL BE 16 GA. GALVANIZED AND MOUNTED TO BOTH SIDES OF THE HOUSING FOR EASE OF FILTER REMOVAL. HINGES AND LATCHES SHALL BE PERMANENTLY MOUNTED TO MAINTAIN FACTORY TOLERANCES IN THE FIELD. PERIMETER DOOR GASKET SHALL BE OIL AND MOISTURE RESISTANT HIGH DENSITY PVC FOAM GASKET.
3. TRACK SYSTEM SHALL CONSIST OF HORIZONTAL AND VERTICAL COMPONENTS. SYSTEM SHALL LOCATE SEAL SUCH THAT EACH FILTER IS SEALED AROUND THE ENTIRE PERIMETER IN A SINGLE PLANE PERIMETER SEALS SHALL BE REPLACEABLE IN CASE OF EXTRAORDINARY DAMAGE. SEAL MATERIAL SHALL BE FLEXIBLE PVC.
4. LEAKAGE UPSTREAM TO DOWNSTREAM OF FILTER(S) SHALL BE NO MORE THAN 0.5% AT 125% RATED AIRFLOW.

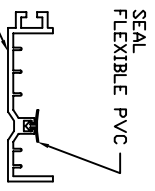
HEIGHT	DIMENSION "A"
1/2	14.94
1	26.94
1 1/2	39.13
2	51.12
2 1/2	63.31
3	75.31

DIMENSION	"C"
21.19"	
34.25"	
42"	

WIDTH	DIMENSION "B"
1/2	15.38
1	27.38
1 1/2	38.75
2	50.75
2 1/2	62.13
3	74.13
3 1/2	85.50
4	97.50
4 1/2	108.88
5	120.88

NOTES:
THE INNER SEAL 21

EXTRUDED ALUMINUM
FILTER 2" TRACK
WITH A 1" HEADER FILTER



THE DEVICE DESCRIBED AND DESCRIBED HEREON IS HEREBY PROTECTED BY PATENT RIGHTS IN THE UNITED STATES AND OTHER COUNTRIES. REPRODUCTION, SALE, AND MOUNTING RIGHTS WITHOUT THE WRITTEN PERMISSION OF THE MANUFACTURER ARE EXPRESSLY FORBIDDEN. THIS STATEMENT IS GRANTED IN WRITING.

UNLESS OTHERWISE SPECIFIED
TOLERANCES:
* TOLERANCES: .005 ± .005
* TOLERANCES: .015 ± .015
* TOLERANCES: .03 ± .03

DO NOT SCALE
DIMENSIONS

FILTRATION GROUP
912 E. Washington St.
Joliet, IL 60433
Ph (815) 726-4600
Fax (815) 726-8912

TITLE: **THE INNER SEAL 21 TRACK**

DWN
ENG
CHK
SCALE: NONE

PART NO.
DRAWING NO.

RELEASE E.O.
SHEET 1 OF 1

4

3

2

1

QTY NEXT ASSY USED ON REV E.O. NO. E.O. DATE BY UPOOD DATE

2 COMPUTER GENERATED DO NOT REVISE MANUALLY 1